

## TFA-1196

Remote Indicator for Addressable Fire Alarm Systems

## TFA-3196

Remote Indicator for Conventional Fire Alarm Systems

### Mounting and User Manual

Issue Date:: 22/09/2017 Rev:01

#### IMPORTANT WARNINGS

##### GENERAL

- ✓ Before using the device read this manual carefully. Keep it just in case of necessity.
- ✓ Abide all the rules and precautions stated in the manual. Follow all the instructions one by one.
- ✓ Keep the devices away from water and moisture

##### CONDITIONS

Do not energize the device above or below the given limits of extreme hot or cold conditions,

Temperature: Between  $-10^{\circ}\text{C}$  and  $+85^{\circ}\text{C}$

Relative Moisture: Non-condensing Between %0 and %95

##### SERVICE

Do not try to fix the device on your own. Removal of cover may end up with electricity shock.

In case of any defect or malfunction, contact with your dealer or with authorized service. All the technical interventions have to be done by technicians of company.

**Warning:** Do not attempt to remove the electronic board from its plastic case. The electronic board is closed for your safety. Users should avoid from

##### MALFUNCTIONS THAT REQUIRE TECHNICAL SERVICE

In case of any malfunction or below conditions contact with your authorized service,

- ✓ When Mains cable or the plug is harmed,
- ✓ Contact of device with a fluid,
- ✓ Exposure of rain and water,
- ✓ Fell down of device or harmed outer cover,
- ✓ Serious performance fall on the device,
- ✓ Depending on the instructions stated in manual, if your device not working properly, further usage or possible wrong usage may cause other malfunctions. Contact with your authorized service in such terms.

#### MAINTENANCE ON YOUR OWN

Do not try to fix the device on your own. Removal of cover may end up with electricity shock.

In case of any defect or malfunction, contact with your dealer or with authorized service. All the technical interventions have to be done by technicians of company. Device must be cleaned up with a dry fabric. No-chemicals are allowed for cleaning

#### TRANSPORTATION

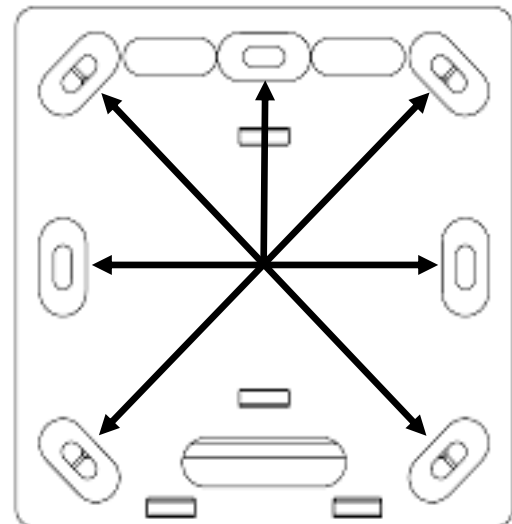
Device must be carefully transported avoiding all physical bump, stroke and possible fluid entry. Malfunctions that caused by improper transportation is not under warranty.

#### HUMAN AND NATURE CONDITION

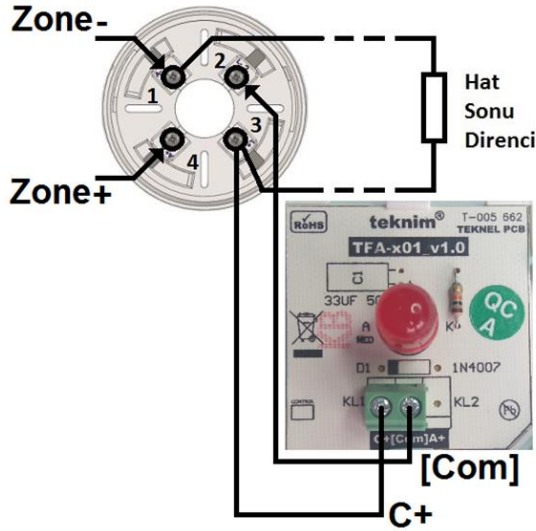
This device contains no chemical or biological elements that could harm human condition

#### MOUNTING AND CONNECTION

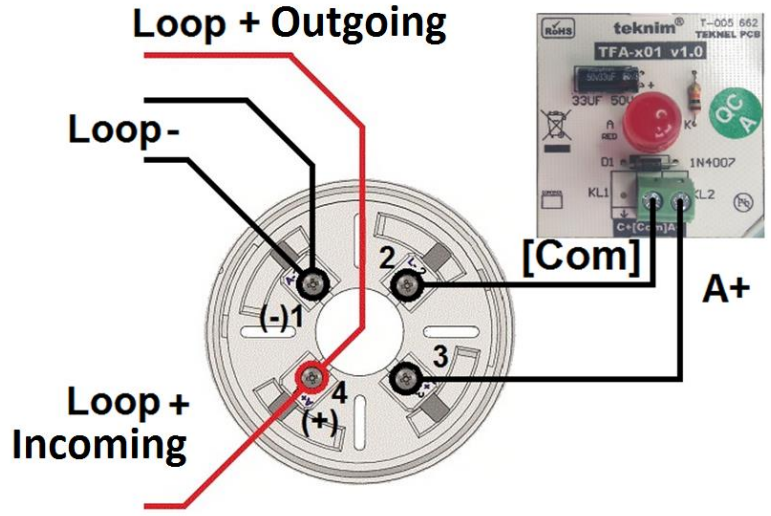
1. Use at least 3 cross-drilled holes in the 7 mounting screw holes indicated by the arrows as seen from the base of the remote indicator.



2. For Teknim brand conventional detectors, the [Com] terminal of the parallel warning lamp is connected to terminal 2 of the detector base, and the C + terminal is connected to terminal 3 of the detector base. For other brand model detectors, it is connected to the terminal C + terminal, which controls the parallel warning lamp, to the terminal [Com].



Connection type for conventional detector



Connection type for an addressable detector

3. Addressable detector connection (for teknim TFD-12XX series): The tip of the parallel warning lamp [Com] is connected to the number 2 of the base, the input A + is connected to the number 3 of the detector base.

#### TEST

1. An alarm is triggered from the detector to which it is connected. When the alarm condition occurs, remote indicator LED is ON.
2. Reset the alarm status detector and remote indicator LED is OFF.

#### SPECIFICATIONS

Model	Environmental Conditions	LED indicator	Alarm Current	Max Used Cable Cut	IP Rating	Materials / Dimensions / Weight	Available system
TFA 1196	Operating temperature -10°C ~ +85°C Humidity Non-condensing 0 ~ 95% RH	RED color, Ø10mm	2,2 mA @24V	2.5mm <sup>2</sup>	IP30	Materials : White ABS Dimensions ( Y x G x D) 85mm x 85mm x 21mm Weight : 42Gr.	Addressable System
TFA 3196			2,2 mA @24V				Conventional System

#### MANUFACTURER

##### Bilgi Elektronik San. ve Tic. A.Ş.

Dudullu Organize Sanayi Bölgesi 1. Cadde İsmet Tarman İş Merkezi  
No:1 Kat:2 No:32 Ümraniye / İstanbul

Telephone: +90 216 455 88 46 Fax: +90 216 455 99 06

Sales: [sales@bilgielektronik.com.tr](mailto:sales@bilgielektronik.com.tr) Technical Support: [support@bilgielektronik.com.tr](mailto:support@bilgielektronik.com.tr)



\* 2012/19/EU (WEEE directive): Products marked with this symbol cannot be disposed of as unsorted municipal waste in the European Union. For proper recycling, return this product to your local supplier upon the purchase of equivalent new equipment, or dispose of it at designated collection points. For more information see: [www.recyclethis.info](http://www.recyclethis.info).